



[Live Chat](#) | [Calendar](#) | [Members](#) | [Search](#) | [Help](#) | [Hag's House](#)

Logged in as: _____

[My Controls](#) · [View New Posts](#) · [My Assistant](#) · [My Friends](#) · [0 New Messages](#)



[Hag's House](#) > [Trail Camera & Video Game Camera Forums](#) > [Homemade Trail Camera](#)

2 Pages ▾ | 1 | 2 | >

Add Reply

New Topic

• **The S600 is now faster and quieter, .4 seconds quicker and less noise (hack Added)**

Options ▾

[yetinme](#)

Jan 2 2007, 11:10 PM

Post #1



Advanced Member



Group: Advanced Members
 Posts: 527
 Joined: 2-September 03
 From: SE Wisconsin hunt in
 West Central Wisconsin
 Member No.: 150

Well, we now finally have a real reason to do a four wire mod on the S600.

I did basically the same thing I did with the S40

<http://hagshouse.ipbhost.com/forums/index...c=24139&hl=>

The mods seem to save .4 seconds and noise is a lot less. I won't get the mods posted tonight but they are a lot easier than the S40 mods and I should be able to post tomorrow.

The downsides are the same as the S40 but nothing too difficult to overcome.

Next I will try to find the lens feedback and see if I can get the lens to not move at all.

Wish me luck!

Mark

This post has been edited by [yetinme](#): Jan 9 2007, 08:38 PM

YetiCam Game Cameras and Control Boards
 Visit Us at www.yeticam.com

Report

MultiQ+

Quote ”

Top ↑


 **tree top**



Advanced Member



Group: Development Team
Member
Posts: 3,490
Joined: 24-July 03
Member No.: 74

 Jan 2 2007, 11:40 PM

Post #2

Pretty neat stuff Mark if you can find a way to fool the cam and leave the lens open all the time that would be a great hack. Thanks for all the R & D

For Trail Camera parts, accessories, build pdfs and links to other good sites and information

Check us out at <http://www.bfoutdoors.com/>

<http://www.huntingfootage.com/showgallery...=&whenterm=>

Report

MultiQ+

Quote ”

Top ↑


 **gypsy**



Advanced Member



Group: Advanced Members
Posts: 589
Joined: 22-September 04
Member No.: 943

 Jan 3 2007, 02:03 AM

Post #3

Great to hear Mark,
You're always thinking.

gyp


Report

MultiQ+

Quote ”

Top ↑

 **Chris Reed**

 Jan 3 2007, 07:20 AM

Post #4



Kentucky's Best



Group: Advanced Members
Posts: 3,892
Joined: 2-November 05
From: Northern Kentucky
Member No.: 2,271

Thanks Mark! you might be saving the trail cam world now with the P41, P32, D-380, D-370 becoming scarce



To e-mail me please send to Turfway06@insightbb.com, instead of the one listed with my account I am not able to change it for some reason.

Report MultiQ+ Quote " Top ↑



Advanced Member



Group: Advanced Members
Posts: 643
Joined: 11-December 05
Member No.: 2,481

Jan 3 2007, 08:40 AM Post #5

good job mark; if there's a way to keep than lens from moving, you'll figure it out
☺



Report MultiQ+ Quote " Top ↑



Jan 3 2007, 10:11 AM Post #6



Advanced Member



Group: Advanced Members

Posts: 514

Joined: 17-August 04

Member No.: 754



Advanced Member



Group: Advanced Members

Posts: 527

Joined: 2-September 03

From: SE Wisconsin hunt in
West Central Wisconsin

Member No.: 150

Yetiman.... Were not worthy!! 😊

[Click here to enter Trail Ghost Game Cameras](#)

Stereo jack P41 and S600 mods available. \$35.00 for 600, \$27.00 for P41. This price includes parts and shipping back to you. We also do the new Yeti fast 600 mod.

We sell camo Python locks and memory sticks. You can have the Pythons keyed alike in quantities of 2-4 at no extra charge!

Report

MultiQ+

Quote ”

Top ↑

 Jan 3 2007, 10:30 AM

Post #7

Thanks for all the nice comments but keep in mind this is really a group effort from a lot of members.

All of the board manufactures on this site have been extremely helpful and there are non suppliers that dump a lot of money in to research as well.

It is cool to watch the things that can happen with this stuff when there isn't a big fight over who thought of the ideas first.

FZNYupr has some additional ideas about how to speed up the process more that we will be trying out tonight and there is also some work going into finding the feedback for the lens and trying to disable it from moving at all.

One other camera I would like to try this with is the DSC-W5. It is already close to the speed of a P41 and with Ghoots no SA hack, it might be a reall good camera. Oh yeah, the IR glass is easy to get out too. This camera is probably my favorite camera for speed.

Mark

This post has been edited by **yetinme**: Jan 3 2007, 10:31 AM

YetiCam Game Cameras and Control Boards
Visit Us at www.yeticam.com

 **kdornski**



Member




Group: Members
Posts: 30
Joined: 19-December 04
Member No.: 1,321

[Report](#)

[MultiQ+](#)

[Quote ”](#)

[Top ↑](#)

 Jan 3 2007, 11:26 AM

Post #8

great work Mark

 **farmdude**



Advanced Member




Group: Members
Posts: 72
Joined: 7-November 06
From: SOUTH DAKOTA
Member No.: 3,622

[Report](#)

[MultiQ+](#)

[Quote ”](#)

[Top ↑](#)

 Jan 3 2007, 11:46 AM

Post #9

keep us posted on the DSC-W5



I LOVE ANIMALS I THINK
THEY TASTE GREAT!!!!!!!

[Report](#)

[MultiQ+](#)

[Quote ”](#)

[Top ↑](#)

 Jan 9 2007, 08:40 PM

Post #10

 **yetinme**




Advanced Member
◆◆◆

Group: Advanced Members
Posts: 527
Joined: 2-September 03
From: SE Wisconsin hunt in
West Central Wisconsin
Member No.: 150

Here is the hack for the S600. I haven't created a video showing the difference but there is a real difference. I have some stereo jacks on order that I hope will allow easier use of the cam outside the case.

Mark

 [Modification_document_for_the_Sony_DSCS600_Version_2.pdf](#) (884.58K) Number of downloads: 1

This post has been edited by **yetinme**: Sep 11 2007, 06:45 PM

◆◆◆
YetiCam Game Cameras and Control Boards
Visit Us at www.yeticam.com

[Report](#) [MultiQ+](#) [Quote ”](#) [Top ↑](#)



Advanced Member
◆◆◆

Group: Advanced Members
Posts: 527
Joined: 2-September 03
From: SE Wisconsin hunt in
West Central Wisconsin
Member No.: 150

Jan 9 2007, 10:12 PM Post #11


Just made some quick changes to the document.

Thanks Bat for the Help!

Mark

◆◆◆
YetiCam Game Cameras and Control Boards
Visit Us at www.yeticam.com

[Report](#) [MultiQ+](#) [Quote ”](#) [Top ↑](#)



Jan 9 2007, 10:19 PM Post #12

No problem Mark, great work.. 😊

◆◆◆

Advanced Member



Group: Development Team
Member
Posts: 4,767
Joined: 27-September 04
From: S. Ga. near Interstate 75
Member No.: 960

Become an Organ Donor today!!

Give God your Heart!

[Report](#)
[MultiQ+](#)
[Quote ”](#)
[Top ↑](#)

dmach8



Jan 9 2007, 10:20 PM

Post #13

That looks pretty easy mark.. Cool 😊



Life isn't like a box of chocolates.
It's more like a jar of jalapenos.
What you do today, might burn your ass tomorrow! ~~~Larry the Cable Guy

Advanced Member



Group: Advanced Members
Posts: 2,940
Joined: 11-July 04
From: Vermont
Member No.: 601

[Report](#)
[MultiQ+](#)
[Quote ”](#)
[Top ↑](#)

cybersniper



Jan 9 2007, 10:40 PM

Post #14


Very nice 😊 For those of you asking if a Yeti board can be used in a pipe through, here s proof. It makes a Sweeet unit. You can turn the rapid pic off with a dip switch and you don't lose your lowest time delay. The range and speed is awesome!

Cybersniper

Advanced Member



Group: Advanced Members
Posts: 514
Joined: 17-August 04
Member No.: 754

 Reduced 63%



800 x 600 (82.01K)



[Click here to enter Trail Ghost Game Cameras](#)

Stereo jack P41 and S600 mods available. \$35.00 for 600, \$27.00 for P41. This price includes parts and shipping back to you. We also do the new Yeti fast 600 mod.

We sell camo Python locks and memory sticks. You can have the Pythons keyed alike in quantities of 2-4 at no extra charge!

[Report](#) [MultiQ+](#) [Quote ”](#) [Top ↑](#)

 **dmach8**

Jan 10 2007, 06:17 AM

Post #15



Mark will this interfere with viewing the pictures also?



Life isn't like a box of chocolates.
It's more like a jar of jalapenos.
What you do today, might burn your ass tomorrow! ~~~Larry the Cable Guy

Advanced Member


Group: Advanced Members
Posts: 2,940
Joined: 11-July 04
From: Vermont
Member No.: 601

[Report](#) [MultiQ+](#) [Quote ”](#) [Top ↑](#)

2 Pages ▾

1

2

>

Powered By IP.Board © 2007 IPS, Inc.

Licensed to: Hag's House

Skin by: [SbyD](#) © all rights reserved.

Lo-Fi Version

Time is now: 17th September 2007 - 08:13 PM



[Live Chat](#) | [Calendar](#) | [Members](#) | [Search](#) | [Help](#) | [Hag's House](#)

Logged in as: [FznYupr](#) ([Log Out](#))

[My Controls](#) · [View New Posts](#) · [My Assistant](#) · [My Friends](#) · [0 New Messages](#)



[Hag's House](#) > [Trail Camera & Video Game Camera Forums](#) > [Homemade Trail Camera](#)

2 Pages ▾ < 1 2

Add Reply

New Topic

• **The S600 is now faster and quieter, .4 seconds quicker and less noise (hack Added)**

Options ▾

[yetinme](#)

Jan 10 2007, 08:41 AM

Post #16



Advanced Member
◆◆◆

Group: Advanced Members
Posts: 527
Joined: 2-September 03
From: SE Wisconsin hunt in West Central Wisconsin
Member No.: 150

No, you can still view pictures.

It can also be used outside if:

If you were to use an extra stereo plug, make it short, and solder the switch wire to the ground on the plug. This cable would need to be plugged in to use the camera.

or

I have a stereo jack on order that may do this automatically (inside the jack) when you unplug the plug.

The lens cover wont' work but that is just a downside.

Mark

◆◆◆
YetiCam Game Cameras and Control Boards
Visit Us at www.yeticam.com

Report

MultiQ+

Quote ”

Top ↑

[KZ3](#)

Jan 10 2007, 08:56 AM

Post #17



Great job Mark!

Advanced Member



Group: Members

Posts: 59

Joined: 13-May 05

From: WI

Member No.: 1,708

[Report](#)
[MultiQ+](#)
[Quote ”](#)
[Top ↑](#)

 **bucksnort**

Jan 10 2007, 08:57 AM

Post #18



awesome job mark and others that had helped. Man i need to get back to work so i can build more cams.

Advanced Member



Group: Advanced Members

Posts: 1,409

Joined: 19-October 04

From: Westmoreland Co.

Member No.: 1,036

[Report](#)
[MultiQ+](#)
[Quote ”](#)
[Top ↑](#)

 **yetinme**

Jan 11 2007, 08:46 PM

Post #19



No Avatar

Advanced Member



Group: Advanced Members
Posts: 527
Joined: 2-September 03
From: SE Wisconsin hunt in West Central Wisconsin
Member No.: 150

I got the jacks in today and they s_ck!

I will order another type and try them. If you move the plug around even a little with these you lose the shield. In fact, I had to modify the plug (remove insulation) to get it to work at all.

Mark

◆ ◆ ◆

YetiCam Game Cameras and Control Boards
Visit Us at www.yeticam.com

« Next Oldest · **Homemade Trail Camera** · Next Newest »

2 Pages ▾

Powered By IP.Board © 2007 IPS, Inc.
Licensed to: Hag's House

Skin by: [SbyD](#) © all rights reserved.

Lo-Fi Version

Time is now: 17th September 2007 - 08:13 PM